

JIM LARIA
CLERK OF COURTS
(330) 375-2263



SERVING THESE
COMMUNITIES:

City of Akron
City of Fairlawn
Lakemore Village
Mogadore Village
Richfield Village
Bath Township
Richfield Township
Springfield Township

SCOTT GALE
CHIEF DEPUTY CLERK
(330) 375-2458

AKRON MUNICIPAL COURT
217 SOUTH HIGH STREET
AKRON, OHIO 44308

March 8, 2021

Honorable Members of Akron City Council
Akron Municipal Building 166 S High St 3rd Floor
Akron OH 44308
ATTN: Margo Sommerville, President of Council

And


Honorable Members of Summit County Council
Ohio Building 175 S Main St 7th Floor
Akron OH 44308
ATTN: Elizabeth Walters, Council President

RECEIVED
2021 MAR -8 PM 2:05
AKRON CITY COUNCIL

RE: ANNUAL REPORT OF THE AKRON MUNICIPAL COURT

Enclosed please find the report of the Akron Municipal Court for the year 2020 as required by the Ohio Revised Code, Section 1901.14(A)(4).

Sincerely,


Jim Laria
Clerk of Courts

CC: Montrella Jackson, Court Administrator
Judges of Akron Municipal Court

REPORT OF AKRON MUNICIPAL COURT
FOR YEAR 2020 AS REQUIRED BY
OHIO REVISED CODE, SECTION 1901.14(A)(4)

CASE FILINGS AND DISPOSITIONS

CIVIL DIVISION

CASES FILED 2020 *	
Property Damages/Personal Injury	65
Contracts	4,564
Transfers & Replevins	106
F.D. and Money (Evictions)	1,648
Small Claims	237
Trusteeship Cases	1
# Landlord Tenant Cases	19
	=====
TOTAL CIVIL CASES FILED	6,640
	=====
CASES DISPOSED 2020*	8,068
	=====
CASES PENDING DECEMBER 31, 2020	2,917
	=====

CRIMINAL/TRAFFIC DIVISION

CASES FILED 2020*	
Traffic	14,756
Criminal	10,041
	=====
TOTAL CRIMINAL/TRAFFIC CASES FILED	24,797
	=====
CASES DISPOSED 2020*	
Traffic	13,831
Criminal	8,178
	=====
TOTAL CRIMINAL/TRAFFIC CASES DISPOSED	22,009
	=====
CASES PENDING DECEMBER 31, 2020	
Traffic	11,772
Criminal	5,704
	=====
TOTAL CRIMINAL/TRAFFIC CASES PENDING	17,476
	=====

PARKING DIVISION

CASES FILED 2020*	
Parking Civil	11,346
Parking Criminal	1
	=====
TOTAL CASES FILED	11,347
	=====
CASES DISPOSED 2020*	
Parking Civil	8,304
Parking Criminal	1
	=====
TOTAL CASES DISPOSED	8,305
	=====

* Filed and Disposed figures reflect only new filings & final terminations, and thus do not correspond with figures supplied on Supreme Court Report.

EXPENDITURES

CLERK OF COURT	3,970,992.90
JUDICIAL	5,118,210.96
	=====
TOTAL	9,089,203.86
	=====

2020 RECEIPTS

CIVIL DIVISION

Filing Fees	984,092.71
AMCIS **	62,853.12
Judgments, Deposits	3,092,301.48
Trusteeship Payments	20,559.33
Landlord/Tenant Rent Payments	50,556.00
Special Project Fee	541,053.75
	=====
TOTAL RECEIPTS - CIVIL DIVISION	4,751,416.39
	=====

CRIMINAL/TRAFFIC DIVISION

Fines, Costs, & Fees	2,372,632.45
AMCIS **	93,033.40
Bonds Collected	712,031.28
Special Project Fee	593,184.66
	=====
TOTAL RECEIPTS - CRIMINAL/TRAFFIC DIVISION	3,770,881.79
	=====

PARKING DIVISION

Parking Penalties-Civil	155,749.09
Parking Penalties-Criminal	0.00
Bath	20.00
SCSO	1,375.00
D.E.T.E.R.	985.00
	=====
TOTAL RECEIPTS - PARKING DIVISION	158,129.09
	=====

	=====
TOTAL RECEIPTS=	\$8,680,427.27
	=====

2020 DISBURSEMENTS

TO CITY OF AKRON

CIVIL DIVISION

Filing Fees	825,389.58
AMCIS **	68,201.12
Trusteeship	470.24
1% Landlord/Tenant Cost	541.61
Unclaimed Checks (all civil acts)	8,195.53
Special Project Fee	583,612.88

=====

TOTAL DISBURSED TO AKRON - CIVIL DIVISION **1,486,410.96**

=====

CRIMINAL/TRAFFIC DIVISION

Fines, Costs, Fees	1,381,490.29
AMCIS **	93,033.40
Indigent Drivers Training Program	11,772.50
Akron DUI/Drug Fines	8,810.85
10% Bonds- 10% to city	28,515.40
Unclaimed Bonds	23,953.40
Special Project Fee	593,184.66
Probation Supervision	24,177.98
Unclaimed Checks	1,396.68
*IDAT-Indigent Driver's Alcohol Treatment	26,269.42
*Indigent Drivers Alcohol Interlock Monitoring	35,630.21

=====

TOTAL DISBURSED TO AKRON-CRIM/TRAF DIVISION **2,228,234.79**

=====

PARKING DIVISION

Civil Penalties	135,265.09
Criminal Penalties	10.00
Handicap - A.P.D.	10,645.75
Handicap - Education Fund	10,645.75

=====

156,566.59

=====

JUDICIAL GRANTS

581,409.76

=====

TOTAL DISBURSED TO CITY OF AKRON **\$4,452,622.10**

=====

*IDAT & Alcohol Interlock funds rcvd from agencies in courts jurisdiction paid to City via ROR's

**Restricted Account: to "computerize the court " and to

"computerize the office of the clerk" per O.R.C. 1901.261 (A) (1) and (B) (1)

TO STATE OF OHIO

BMV-OLF Fees	78.75
Victim's Assistance	109,913.00
Public Defender Fees	246,594.08
State Board of Pharmacy	9,143.85
Legal Aid Fees	165,086.90
D.E.T.E.R	865.00
Other Fines & Fees	320,557.65

=====

TOTAL DISBURSED TO STATE OF OHIO 852,239.23

=====

TO SUMMIT COUNTY

Penalties, Fines, Costs, & Fees	130,967.28
Jail Facility Fees	27,548.56
Law Library Association	25,994.50
Crime Stoppers	1,223.10

=====

TOTAL DISBURSED TO SUMMIT COUNTY 185,733.44

=====

TO OTHER CITIES, VILLAGES, & TOWNSHIPS

IN COURT'S JURISDICTION

City of Fairlawn	11,083.50
Village of Richfield	22,130.00
Village of Mogadore	1,038.00
Village of Lakemore	223.00
Township of Bath	7,840.50
Township of Richfield	4,839.50
Township of Springfield	6,537.50

=====

TOTAL DISB TO OTHER CITIES/VIL/TWP 53,692.00

=====

TO OTHER AGENCIES AND INTERESTED PARTIES

Refunds/Bank & V/MC Fees	53,622.27
Outside Law Enforcement Agencies (DUI/Drugs)	17,913.70
Restitution	43,633.50
Civil Judgments	3,053,658.54
Foreign Service/Refunds	9,002.95
Witness Fees/Deposits	5,165.00
Bond Refunds/Transfers	615,944.75
Trusteeship/Creditors/3rd parties	22,363.77
Landlord Tenant Refunds/3rd Parties/Landlords	27,475.30
Legal News Fees	79,050.00
Collection Fees	39,314.19

=====

TOTAL DISBURSED TO OTHERS 3,967,143.97

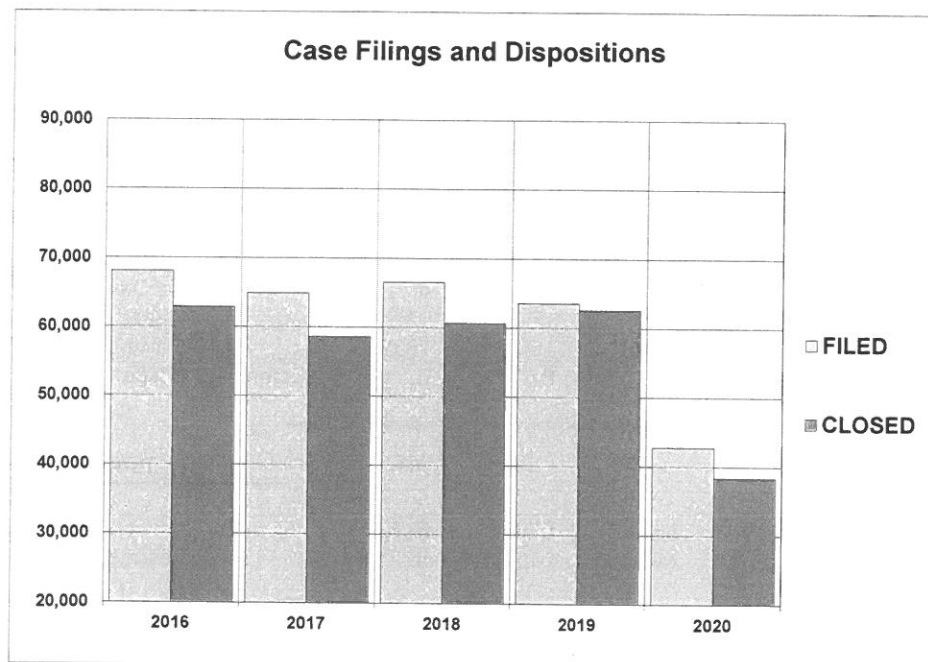
=====

TOTAL DISBURSEMENTS \$9,511,430.74

=====

5 Year Analysis Case Filings and Dispositions

Civil Division	2016	2017	2018	2019	2020
Cases Filed	9698	10347	10775	11081	6640
Cases Disposed	9569	10221	10911	10809	8068
Criminal Division					
Cases Filed	12357	11887	11382	11401	10041
Cases Disposed	12872	12160	11684	12578	8178
Traffic Division					
Cases Filed	20830	21727	22531	20744	14756
Cases Disposed	20628	20305	21581	23346	13831
Parking Division					
Cases Filed-Civil	25225	21007	21869	20380	11346
Cases Filed-Criminal	6	2	4	5	1
Cases Disposed-Civil	19851	15981	16493	15887	8304
Cases Disposed-Criminal	6	3	5	4	1
TOTAL CASES					
Cases Filed	68,116	64,970	66,561	63,611	42,784
Cases Disposed	62,926	58,670	60,674	62,624	38,382



5 YEAR ANALYSIS RECEIPTS AND DISBURSEMENTS

	2,016	2,017	2,018	2,019	2,020
Receipts					
Civil	5,471,767	5,603,007	5,899,726	6,859,836	4,751,416
Criminal/Traffic	5,184,136	5,003,580	4,838,607	4,837,799	3,770,882
Parking-Civil	344,913	305,382	259,783	253,626	158,129
Parking-Criminal	2,925	1,625	910	1,400	0
TOTAL RECEIPTS	11,003,741	10,913,594	10,999,026	11,952,661	8,680,427

Disbursements

TO CITY OF AKRON...

Civil	1,794,504	1,990,810	2,044,309	2,238,095	1,486,411
Criminal/Traffic	2,837,985	3,034,058	2,792,014	2,767,745	2,228,235
Parking-Civil	343,518	315,177	258,551	232,195	156,567
Parking-Criminal	152	70	0	33	0
Judicial Grants	0	0	0	52,349	581,410
Total	4,976,159	5,340,115	5,094,874	5,290,417	4,452,622

TO STATE OF OHIO...

	1,165,319	1,188,181	1,201,891	1,194,496	852,239
--	------------------	------------------	------------------	------------------	----------------

TO SUMMIT COUNTY...

	248,313	226,611	211,755	223,123	185,733
--	----------------	----------------	----------------	----------------	----------------

TO OTHER CITIES, VILLAGES, AND TOWNSHIPS IN COURT JURISDICTION...

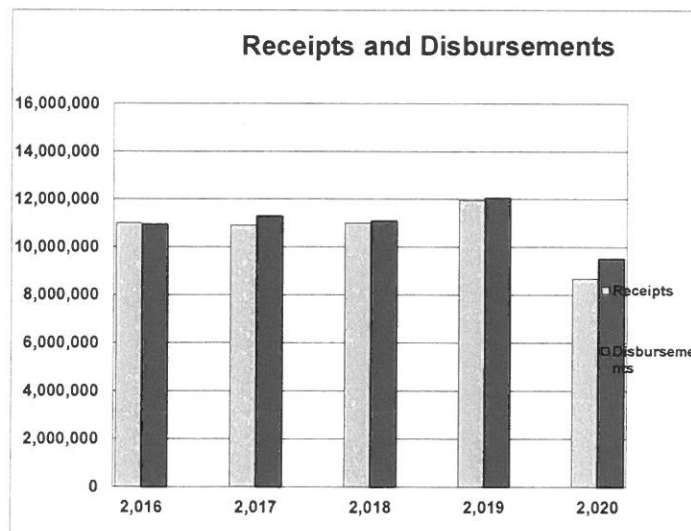
	66,034	80,842	65,861	71,869	53,692
--	---------------	---------------	---------------	---------------	---------------

TO OTHER AGENCIES & INTERESTED PARTIES...

	4,486,701	4,451,407	4,507,115	5,263,223	3,967,144
--	------------------	------------------	------------------	------------------	------------------

TOTAL DISBURSEMENTS

	10,942,526	11,287,157	11,081,496	12,043,128	9,511,431
--	-------------------	-------------------	-------------------	-------------------	------------------



Cost of Operations VS Revenue to the City

<u>Cost of Operation</u>	<u>2016</u>	<u>2017</u>	<u>2018</u>	<u>2019</u>	<u>2020</u>
Clerk of Courts	3,581,210	3,801,445	3,877,176	3,939,035	3,970,993
Judicial	4,403,791	4,801,024	4,837,559	4,795,336	5,118,211
Total	7,985,001	8,602,469	8,714,735	8,734,371	9,089,204

Revenue to the City

Civil	1,794,504	1,990,810	2,044,309	2,238,095	1,486,411
Criminal/Traffic	2,837,985	3,034,058	2,795,014	2,767,745	2,228,235
Parking-Civil	343,518	315,177	258,551	232,195	156,567
Parking-Criminal	152	70	0	33	0
Judicial Grants	0	0	0	52,349	581,410
Total	4,976,159	5,340,115	5,097,874	5,290,417	4,452,622

<u>Increase in revenue to city</u>	<u>626,346</u>	<u>363,956</u>	<u>-242,241</u>	<u>192,543</u>	<u>-837,795</u>
---	-----------------------	-----------------------	------------------------	-----------------------	------------------------

Net Underwritten by City

Difference	3,008,842	3,262,354	3,616,861	3,443,954	4,636,582
Percentage	38%	38%	42%	39%	51%

